

JUST-IN-TIME INFORMATION on JIE APPLICATION (Jan 2025 intake) For N(A)* and N(T) School Leavers

*Applicable for N(A) students progressing to ITE

Briefing Slides for Students

A PRESENTATION BY
MINISTRY OF EDUCATION, SINGAPORE


Welcome Back!

Briefing Slides for Release of 2024 N-Level Results



Dear students,


You have worked hard to reach this stage. Let's celebrate your efforts!



Finally, we are going to get our results!



Remember that while **everyone's educational journey is different, we can each have a fulfilling outcome!**



Resources to support you as you receive your results

Receiving your results and making decisions about your post-secondary pathways can be exciting to some, but stressful to others.

Scan this QR code for an infographic with some helpful resources to support you.



<https://go.gov.sg/nlevelstudentresource>



Thinking about Your Next Step?

Consider these questions...

Where do I want to go?

Who am I?

How Do I Get There?



In the infographic, you can find resources which can help you make informed decisions.

PLANNING YOUR NEXT STEP

These resources will help you chart your path ahead:



• What's Next Brochure

<https://go.gov.sg/whats-next-nlevel>



• Contact the ECG Centre @ MOE

<https://go.gov.sg/moe-ecg-centre>



• MySkillsFuture Student Portal

<https://go.gov.sg/MySFSec>



• Chat with your school's ECG Counsellor

Resources to help you make informed decisions



PLANNING YOUR NEXT STEP

These resources will help you chart your path ahead:



• What's Next Brochure
<https://go.gov.sg/whats-next-nlevel>



• Contact the ECG Centre @ MOE
<https://go.gov.sg/moe-ecg-centre>



• MySkillsFuture Student Portal
<https://go.gov.sg/MySFSec>



• Chat with your school's ECG Counsellor



MySkillsFuture Student Portal

Use the information and tools to explore various education and career pathways and take charge of your future.

Resources to help you make informed decisions

Post-Secondary Education

Learn more about the admissions exercises and programmes



<https://www.moe.gov.sg/post-secondary/admissions>

Learn more about the post-secondary education institutions



<https://moe.gov.sg/post-secondary/overview>

About Discover On My Way (D:OMW)

Discover your education and career interests and chart your personal and professional future with **Discover On My Way!** Explore different careers, connect with industry professionals and peers, and get firsthand exposure at various job roles. Let's get you on your way to discovering!

[Join Programmes!](#)

We know – deciding on which course to take and what career to pursue isn't easy... Through programmes organised by NYC and our partners, you'll be able to meet professionals from various industries and youth on the same journey as you.



Outward Bound Job Taster



Esports Events Management Job Taster



Career conversation and discovery



Concerned about your next steps?

Stop

- Calm yourself down. Take a few deep breaths.

Think

- Think through the different options that are available for you.
- Remember that the N-Level is not the end point and is only one part of your life journey.

Do

- Have conversations with trusted adults who know you well to advise and guide you (parents, teachers, ECG Counsellor).
- Decide and act based on your options.

When you receive your results, you may experience a range of emotions.


Managing these emotions well will allow you to stay calm and make rational decisions.

Resources to help you make informed decisions

- ECG Microsite: <https://sites.google.com/moe.edu.sg/sgssecg/home>
- Mr Benjamin Png (ECG) will be in the school library on 18 and 19 Dec 2024

Reaching out for support is a sign of strength

If you have questions about your options or are not coping well, you can reach out to trusted adults such as a parent/guardian, teacher, School Counsellor or ECG Counsellor. You can also talk to a trusted friend.



*Who can we
go to for ECG
advice?*

Make an appointment to speak with
your ECG Counsellor in school

OR

Make an ECG counselling
appointment via the
ECG Centre @ MOE

<https://go.gov.sg/moe-ecg-centre>



Having difficult emotions during a stressful and uncertain period is normal. Keep a look out for some of these signs:

Keep a lookout for some of these signs in your peers or in yourself

How can we support one another?



D

Deliberately avoiding others

I

Increased irritability, restlessness, agitation, stress and anxiety

S

Sending or posting moody messages on social media

T

Talking about death or dying

R

Reacting differently or gradually losing interest in things they used to like

E

Eating more than usual or having a much reduced appetite

S

Sleep pattern changes with difficulty falling asleep or oversleeping

S

Slowing down of energy levels

If you notice any of these signs in yourself or your friends, **have a chat with your School Counsellor or teacher,**

Or contact SOS 24-hour hotline at **1767** or SOS 24-hour CareText Whatsapp at **91511767**
For cyber wellness related matters, call Help123 at **1800-612-3123*** or email **hello@help123.sg**

**available only from Mon to Fri (excluding Public Holidays), from 9am - 6pm.*

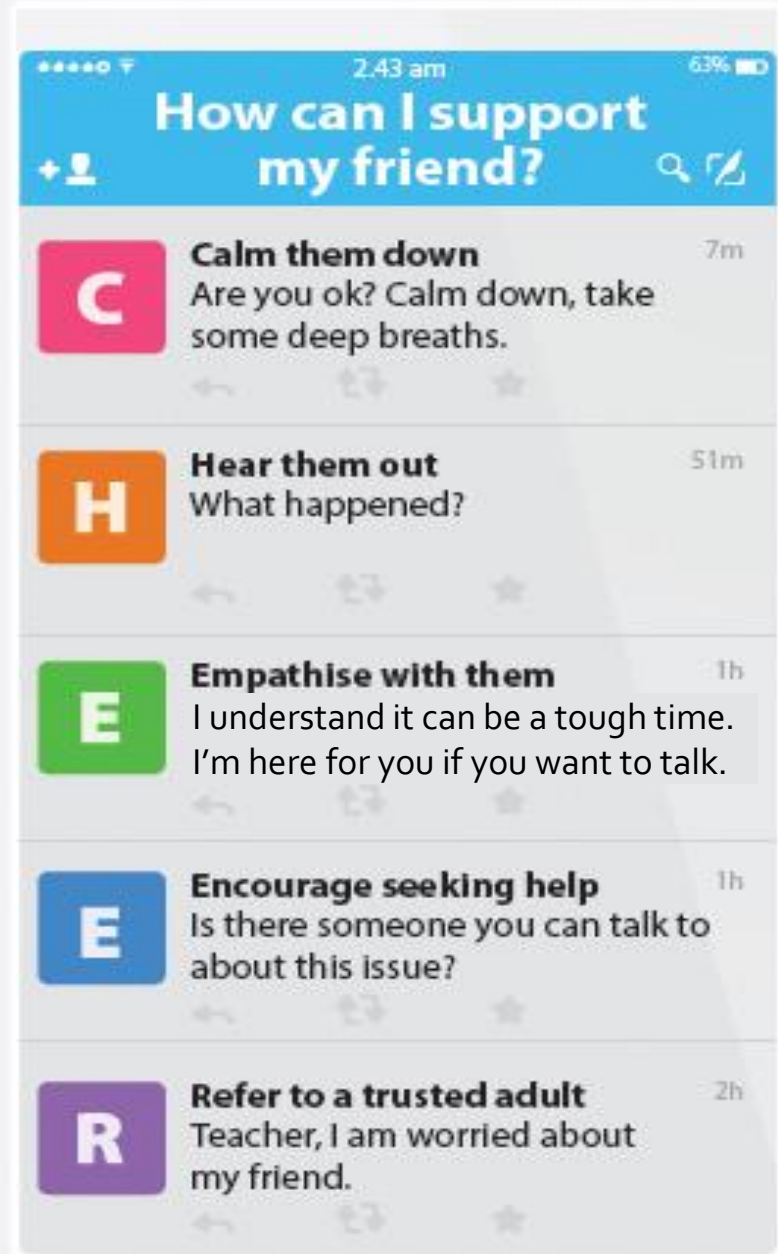


Supporting Your Friend

- We may each experience different emotions upon receiving the results.
- You can share your friends' joy by congratulating them.
- If your friends appear to be disappointed with their results, encourage them.
- Alert a teacher if you are worried for them.



Keep a lookout for your friends in distress. You can support them in the following ways:



Support is readily available for you.

There are other hotlines and chats available if you are more comfortable seeking help using these platforms. These can also be found in the infographic which you accessed earlier.



SOS provides round-the-clock emotional support for those in distress, thinking of suicide or affected by suicide.

Call: **1767**
(24-hour helpline)

Whatsapp: **9151 1767**
(24-hour Care Text)

TOUCHline is a helpline to provide youths with emotional support and practical advice.

Call: **1800-377 2252**

*Monday- Friday (Excluding Public Holidays):
9am – 6pm*

Community Health Assessment Team

(CHAT) provides personalised and confidential mental health checks and consultation for youths. To speak with a youth support worker, you can:

Visit: **CHAT Hub at *Scape, 2 Orchard Link, #04-01A**

Call: **6493 6500/ 6501**

Email: **CHAT@mentalhealth.sg**

Carey is an online platform by Care Corner that provides free mental health check-ins with mental health professionals. Find out more at:
<https://carey.carecorner.org.sg/>

mindline.sg is an online platform that provides tools, tips and resources to help you manage your health and well-being. Find out more at:

www.mindline.sg



eC2 is an e-Counselling Centre where you can talk to a trained counsellor about the issues you are facing, right where you are.

Chat with a counsellor at:

www.ec2.sg

*Monday – Friday (Excluding Public Holidays):
10am – 12pm & 2pm – 5pm*



**The N-Level
examination is not
the end point.**

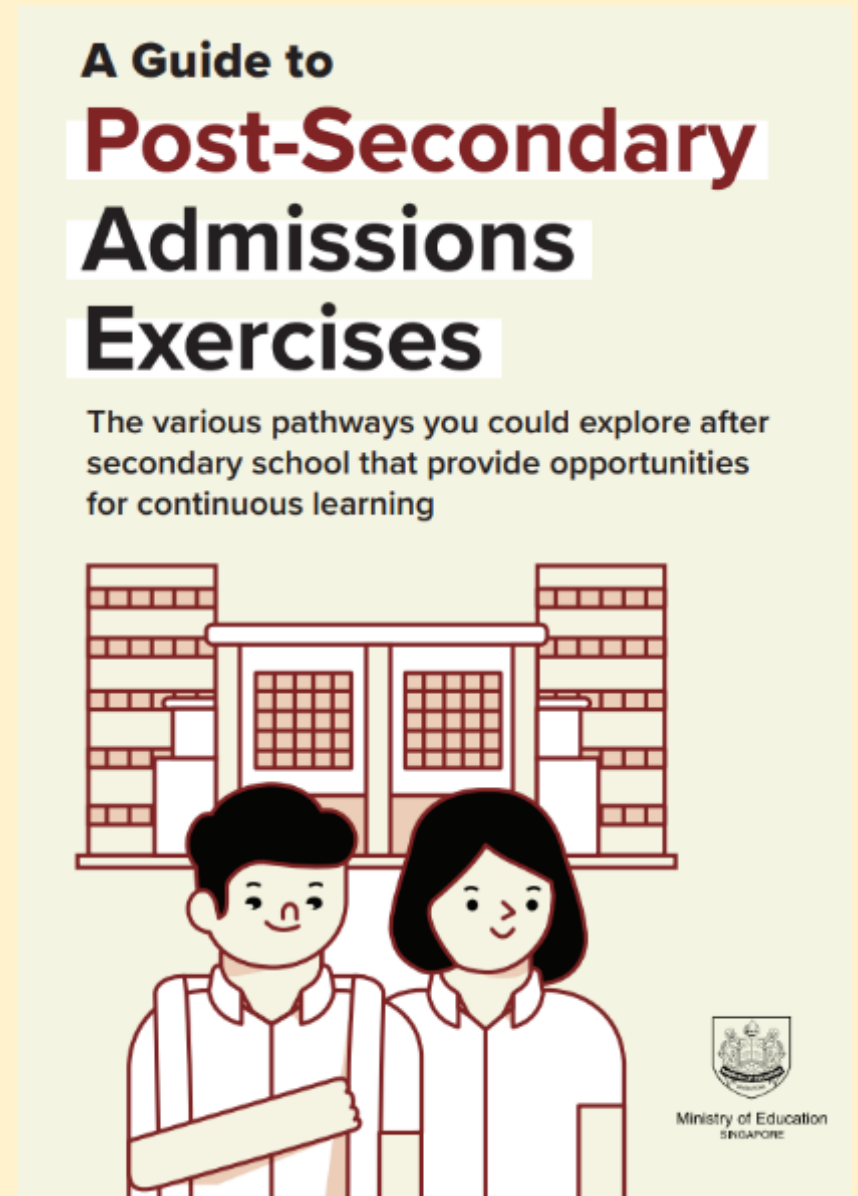
**It is part of your
education journey.**

Details of Admissions Exercises








You can find the details of the various admissions exercises from the **Post-Secondary Admissions Exercises booklet** that can be downloaded from:



<https://www.moe.gov.sg/post-secondary/admissions>

- DPP
- PFP
- Joint Intake Exercise 'N' / 'E'
- NAFA Foundation Programme



Application Timeline

Admissions Exercises	JIE 'N'  	PFP 
	JIE 'E' 	DPP 
	NFP 	
	DPP 	
	(1st window of applications)	(2nd window of applications)
Application Period	Dec 2024	Jan 2025

 **N(T)–Level Student**
 **N(A)–Level Student**

Key Dates for Jan 2025 Intake Exercise

Key Activity	Period for 2-Year and 3-Year Nitec Courses, and 3-Year and 4-year Higher Nitec courses	Remarks
1st Phase (Main Phase)		
Application	16 Dec 2024 (2.30pm) to 19 Dec 2024 (5pm)	Apply through the Internet at https://www.ite.edu.sg with NRIC / FIN and Date of Birth. You may also apply using SingPass.
Release of Results	30 Dec 2024 at 9am	Check results at https://istudent.ite.edu.sg with web ID and password
Acceptance of Course Offer Period	30 Dec 2024 to 3 Jan 2025	Accept course offer at https://istudent.ite.edu.sg with web ID and password
2nd Phase (Late Application/Appeal Phase)		
Application	30 Dec 2024 to 3 Jan 2025	Apply through the Internet at https://istudent.ite.edu.sg with NRIC / FIN and Date of Birth. You may also apply using SingPass.
Release of Results	10 Jan 2025 at 9am	Check results at https://istudent.ite.edu.sg with web ID and password
Acceptance of Course Offer Period	10 Jan 2025 to 12 Jan 2025	Accept course offer at https://istudent.ite.edu.sg with web ID and password
3rd Phase (Final Top-up Phase)		
Application	1 st Top-up Phase Application - 10 Jan to 17 Jan 2025 2 nd Top-up Phase Application - 23 Jan to 7 Feb 2025	Apply through the Internet at https://istudent.ite.edu.sg with NRIC / FIN and Date of Birth. You may also apply using SingPass.
Release of Results	1 st Top-up Phase - 14 Jan to 23 Jan 2025 2 nd Top-up Phase - 23 Jan to 13 Feb 2025	Check results at https://istudent.ite.edu.sg with web ID and password
Acceptance of Course Offer Period	1 st Top-up Phase - 14 Jan to 23 Jan 2025 2 nd Top-up Phase - 23 Jan to 13 Feb 2025	Accept course offer at https://istudent.ite.edu.sg with web ID and password

Jan 2025 Intake Term Commencement Date: **13 Jan 2025**

JUST-IN-TIME INFORMATION ON JIE APPLICATION (JAN 2025 INTAKE)

Information For Students on Key Dates for Jan 2025 intake

1. All N(A)* /N(T) school leavers are encouraged to submit an application during the **1st Phase (Main Phase)** between **16 Dec 2024 (2.30pm) to 19 Dec 2024 (5pm)**. Application results for the 1st Phase will be released on **30 Dec 2024 at 9am**.
2. If you wish to appeal, please accept the course offered **before** applying in the **2nd Phase (Late Application/Appeal Phase)** between **30 Dec 2024 to 3 Jan 2025**. The application results for the 2nd Phase will be known on **10 Jan 2025 at 9am**.
3. Unsuccessful applicants can appeal under the **3rd Phase (Final Top-up Phase)** between **10 Jan to 17 Jan 2025 and 23 Jan to 7 Feb 2025** for courses with vacancies. The application results for the 3rd Phase will be known between **14 Jan to 23 Jan 2025** and **23 Jan to 13 Feb 2025**.

*N(A) students progressing to ITE

For further enquiries, N-Level school leavers can contact
ITE Hotline: 1800-2222-111

Key Pointers for Students on ITE's Joint Intake Exercise (JIE)

ALL students in N(T) and N(A) students (who are not progressing to 5N(A) or repeating 4N(A)) are eligible for JIE.
Those who were unsuccessful in EAE are also eligible for JIE.

Participation in JIE Main Phase is key to securing a place in ITE!

Use all 12 JIE choices wisely, as competition for 3-year Higher Nitec courses is keen!

Do consult your teachers / ECG counsellors to help you make your choices!

Do use the Last Aggregate Score (LAS) published in ITE's admission portal to help you make your course choices.

If you have received an additional letter, then you are eligible for the Enhanced Foundation Programme (EFP).

If you are eligible for EFP, make sure you apply for both the EFP and the 2-year Nitec/3-year Higher Nitec!

The EFP helps to build the necessary literacy and numeracy foundations that will enable you to successfully complete your course!

If you are counter-offered a course, accept it first before appealing for another course you may be more interested in!

STEP-BY-STEP INFORMATION FOR JIE APPLICATION

Online Application for

2-Year Nitec and 3-Year Higher Nitec
Courses

3-Year Nitec/4-year Higher Nitec
Course with EFP

(for N(T) students with 0, 1 "N" pass)

1. Go to <https://www.ite.edu.sg>.

2. Click



3. Under JIE 'N', click
the application website

Apply Now

link to

Under JIE 'E', click

Apply Now

icon to link to the application website

4. At the application website:

- a) Enter NRIC / FIN and Date of Birth to start application. You may also apply using SingPass.
- b) Upon completion of application, applicants will receive their **web ID** and password.

STEP-BY-STEP INFORMATION FOR JIE APPLICATION

Checking of Posting Results/Accept Course Offer

2-Year Nitec and 3-Year Higher
Nitec Courses

3-Year Nitec/4-year Higher Nitec
Course with EFP
(for N(T) students with 0, 1 "N" pass)

1. Go to <https://istudent.ite.edu.sg>.
2. Enter **web ID** and password.
3. Click '**Self-Service**' followed by '**Student Admission**' followed by '**View Application Results**' to view the application results and to accept course offer.

The above steps applies to all phases (refer to Slide 11 for dates).
For more details, please refer to ITE website.

RESOURCES FOR STUDENTS

Additional Information For Students

Should you require further advice or assistance in your applications or future plans, please contact your teachers and/or ECG Counsellor.


For further inquiries, you may refer to the following hotlines and links for more information and advice on further education:

Institute of Technical Education (ITE)	
ITE Hotline (for ITE admissions and courses)	1800 2222 111 training@ite.edu.sg
ECG Centre @ MOE	
e-Appointment link	https://go.gov.sg/moe-ecg-centre

RESOURCES FOR STUDENTS

Additional Information For Students

The information listed in the table below will help you to make an informed decision on which choice of courses you could consider applying at ITE.

S/N	Information	Attachment/Link
1	ITE Factsheet 2024	 2024 JIEN Factsheet
2	ITE Course Booklet 2025	https://www.ite.edu.sg/courses/full-time-courses/download-ite-course-booklet
3	Information on Progression Opportunities (From <i>Nitec</i> Courses to <i>Higher Nitec</i> and Technical diplomas)	https://www.ite.edu.sg/admissions/full-time-courses/nitec-and-3-year-higher-nitec/progression-opportunities
4	Information on Progression Opportunities (from <i>Higher Nitec</i> courses to diploma courses)	https://www.ite.edu.sg/admissions/full-time-courses/higher-nitec/academic-progression

You should receive:

- 1) Results Slip
- 2) 'N' Level Certificate (if eligible)
- 3) Form N (Eligible ITE Courses for DPP-eligible students)
Additional Materials for N(T) School Leavers with 0 or 1 Subject Pass
 - 1 copy of e-NFP Invitation Letter for school leaver (addressed to student)
 - 1 copy of e-NFP Invitation Letter for parent/guardian (in multiple languages)
- 4) Admission & Course Information Brochure for Jan 2025 Joint Intake Exercise (JIE)
- 5) Education and Career Guidance Brochure
- 6) Testimonial, Co-Curricular Achievements,
- 7) School Magazine (if you have a younger brother in SGPS, they will get the copy)
- 8) Booklist for 4NA students who are eligible for 5N
- 9) Hardcopy forms if you intend to repeat 4NA or return to Sec 5NA for 2024

Please sign on the class list when you receive the items.



Check Personal Particulars on ALL Documents

- ✓ Ensure that your names are correct, including Chinese characters, if any on your Result Slip and GCE 'N' Level Certificates.
- ✓ Alert your FT immediately if there is any mistake.
- ✓ Reprint of Certificate due to incorrect name will cost you \$50. Please alert your FTs by 4pm today if re-printing is needed.





Choice	Deadlines
PFP	<p>Progress to 5NA till end of Jan 2024 while waiting for outcome</p> <p>Report to school on 2 Jan 2024</p>
DPP	<p>1) Application period : <u>16 Dec to 19 Dec 5 pm</u></p> <p>2) Application results: <u>30 Dec 9 am</u></p> <p>3) Acceptance deadline: <u>3 Jan 2025</u></p> <p>Not offered then must report to school for Sec 5NA on 2 Jan 2024</p>
5NA (for 4NA students only)	<p>Submit Promotion to 5NA form to General Office by <u>19 Dec 2024, 12 pm.</u></p> <p>Report to school on 2 Jan 2024</p>
ITE	<p>1) Application period : <u>16 Dec to 19 Dec 5 pm</u></p> <p>2) Application results: <u>30 Dec 9 am</u></p> <p>3) Acceptance deadline: <u>3 Jan 2024</u></p>
4N Retention	<p>Submit Repeat 4N form by <u>19 Dec 2024, 12 pm.</u></p>

Have to meet School Leaders for Approval !

POLYTECHNIC FOUNDATION PROGRAMME (PFP)

Essential Things You Need to Know

1. What is the PFP?

- A foundation year at the polytechnics that:
 - Prepares well-performing Sec 4N(A) students for entry into relevant polytechnic diploma courses
 - Serves as an alternative to Sec 5
- Conducted over two academic semesters at the polytechnics
- Students must pass all PFP modules in order to progress to their respective, pre-selected diploma courses.

2. Am I eligible for PFP 2025?

- You are eligible for the PFP if you:
- Sat for GCE N-Level exams as a school candidate in 2024
 - Have obtained an ELMAB3 aggregate of 12 points or less (before deduction of CCA bonus points)
 - Met subject-specific entry requirements as listed on the PFP portal

If you can check all 3 boxes above, you're eligible!
 (Note: Eligibility does not guarantee you a place in a PFP course)

If you had offered GCE O-Level examination subjects in 2024, you may refer to this table for the equivalent grade to compute your ELMAB3 aggregate:

GCE 'O' Level Grade	Converted Grade
A1-B3	1
B4-C6	2
D7	3
E8	4

3. How do I apply?

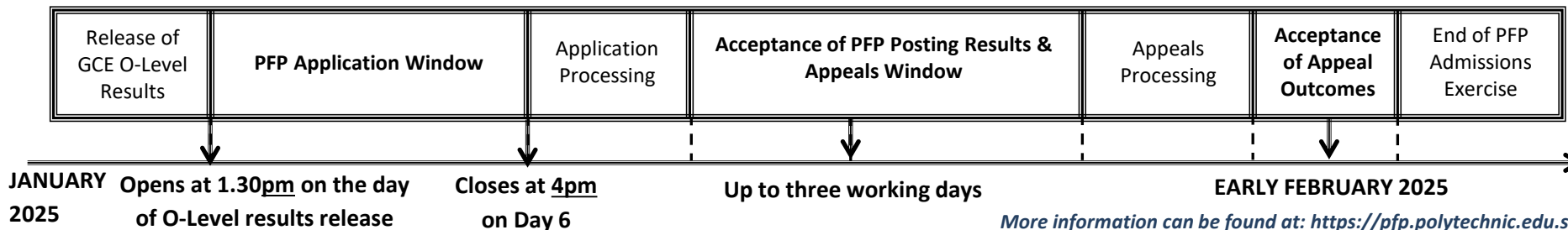
- Upon release of the GCE O-Level results, all PFP-eligible students will receive Form P containing a PFP PIN that allows them to apply for the PFP at this [link](#).
- You may select up to five course choices.
- Remember to provide updated contact details in your application to allow the polytechnics to contact you if necessary.
 (Note: You should continue to attend Sec 5 from 2 January 2025 while applying for PFP.)

4. How will I be informed of the outcome?

- You should log in to the PFP portal to check your application outcomes on the day of PFP posting results release.
- You will then have to indicate if you wish to accept/reject/appeal the offer.
- If you do not select any option, your offer will become invalid and you will be required to continue with your classes in Sec 5/DPP.
 (Note: If your appeal is successful, your original offer will be voided, regardless of whether you accept the new PFP offer.)

5. What happens next?

- If you accept your offer, you will receive an enrolment package from the polytechnic in February/March 2025.
- The PFP year will start in April 2025.



DIRECT-ENTRY-SCHEME TO POLYTECHNIC PROGRAMME (DPP)

5 Things You Need to Know

1. What is the DPP?

- Prepares Sec 4N(A) students for progression into selected polytechnic diploma courses via a 2-year *Higher Nitec* programme at ITE, and a 10-week DPP preparatory course
 - Serves as an alternative to Sec 5
- DPP students who meet the minimum qualifying GPA score are guaranteed a place in a polytechnic diploma course mapped to the *Higher Nitec* course. (Refer to <https://www.ite.edu.sg/admissions/full-time-courses/higher-nitec-dpp> for course mapping.)
- About 1,200 places offered across 18 *Higher Nitec* courses

2. Am I eligible for DPP?

- Sec 4N(A) student who has sat for GCE N-Level exams in 2024
- Obtained ELMAB3 aggregate of 19 points or less (before deduction of CCA bonus points)
- Meet course-specific entry requirements
- If you can check all 3 boxes above, you're eligible!** (Note: Eligibility does not guarantee placement.)

If you have offered GCE O-Level examination subjects in 2024, you may refer to this table for the equivalent grade to compute your ELMAB3 aggregate:

GCE O-Level Grade	Converted Grade
A1-B3	1
B4-C6	2
D7	3
E8	4

3. How do I apply?

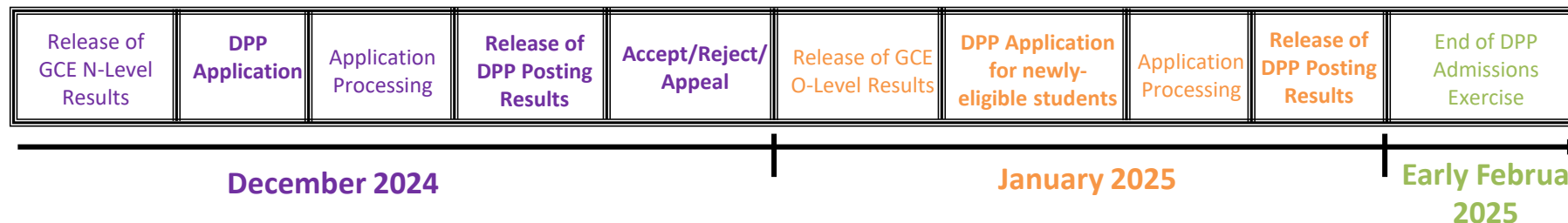
- Upon release of the GCE N-Level results, all DPP-eligible students may apply for DPP *Higher Nitec* courses via the ITE website (<https://www.ite.edu.sg>).
- You may select up to 12 course choices.
- Remember to provide updated contact details in your application so that ITE can contact you if necessary.

4. How will I know the outcome?

- You should check your DPP posting results online on the morning of the release of the DPP posting results.
- You will then have to indicate if you wish to accept/reject/appeal the offer.
- Your offer will be void if you do not accept the offer by the stipulated date. You will be required to continue with your classes in Sec 5, or with your *Nitec / Higher Nitec* course if your application via JIE 'N' is successful

5. What happens next?

Upon accepting your DPP offer, you will attend a 10-week DPP preparatory programme starting from Jan 2025.





GCE N-Level Results

2024

Thank you

